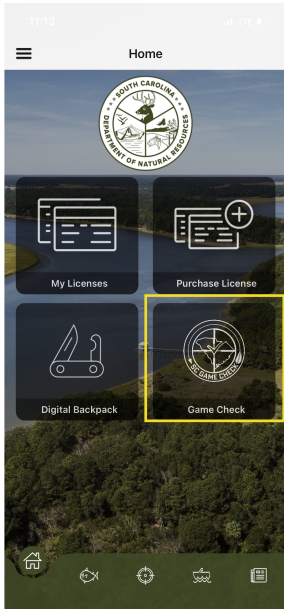




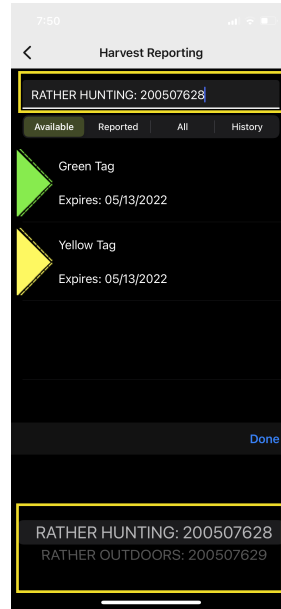
GoOutdoorsSC Tutorial:

How to report your harvest



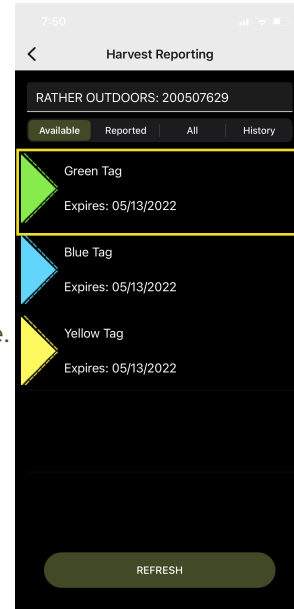
1

Press **Game Check**



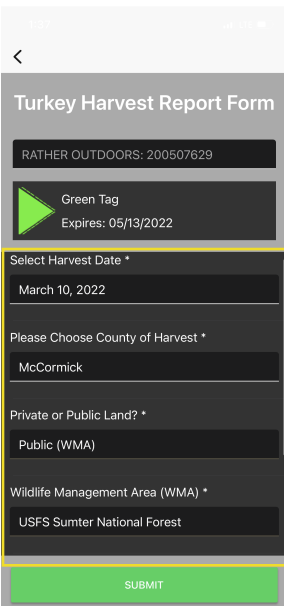
2

To begin, if you have multiple licenses in your app, make sure you are reporting your harvest under the right license. To change between licenses, press the name at the top and select the correct person at the bottom.



3

Select the tag that you want to report your harvest under.



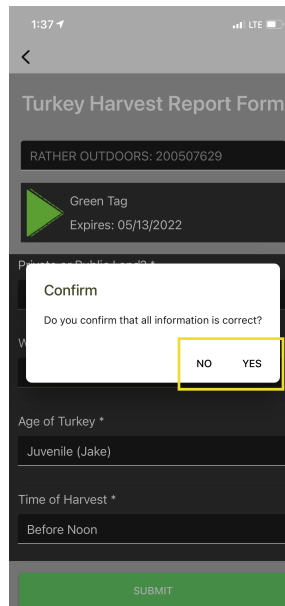
4

Enter the **Harvest Date** and **County of Harvest**.

Enter whether the turkey was harvested on **private or public land**. If public, you will be prompted to select the WMA.

Enter **age of turkey** and **time of harvest**.

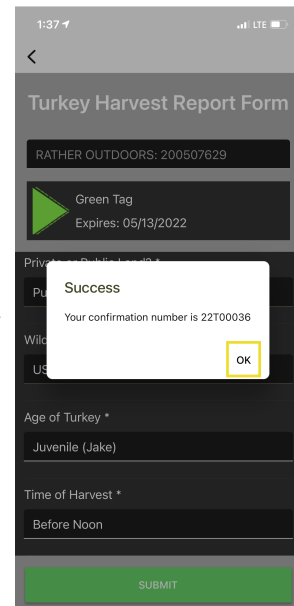
Press **Submit**.



5

You will be prompted to confirm that all information is correct.

Select **Yes**, if so. If not, select **No** and enter the correct information.



6

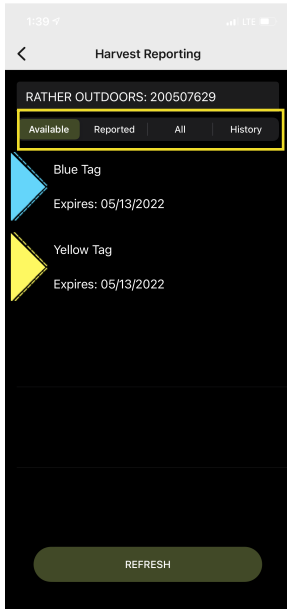
Once confirmed you will be given a confirmation number.

Select, **OK**.



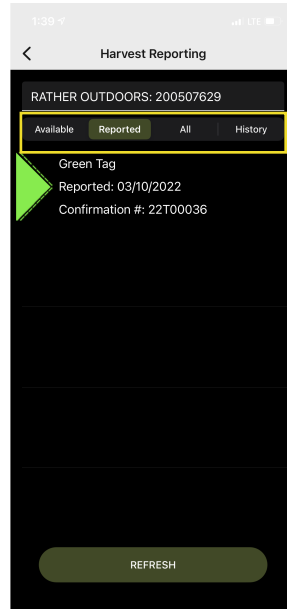
GoOutdoorsSC Tutorial:

How to report your harvest



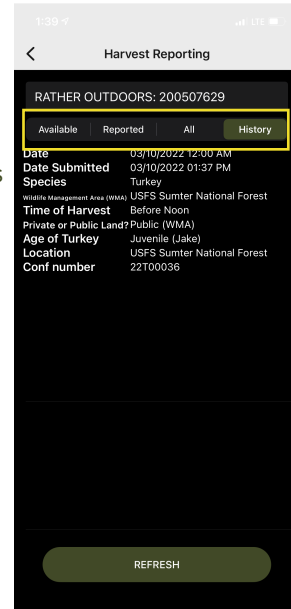
7

If you select **Available**, you will now only see tags available to you.



8

If you select **Reported**, you will see the tags that you have used to report your harvest.



9

If you select **History**, you will be able to see the information you submitted when you reported your harvest.

This includes your confirmation number.

Other ways to report your harvest include:



ONLINE

Visit dnr.sc.gov/scgamecheck to report your harvest online.



TEXT

New this year, hunters can report their harvest by text. You will simply text the word **harvest** to **1-833-742-4263** and follow the prompts.



PHONE

You can call **1-833-4SC-GAME** (1-833-472-4263).