

SOUTH CAROLINA DEPARTMENT OF NATURAL RESOURCES



WILDLIFE & FRESHWATER FISHERIES DIVISION
WILDLIFE SECTION
Alligator Project

2013 Alligator Hunting Season



Current Year's Applicants (2013)

- 6,562 Applications received (-936 from 2012)
- Successful applicants this year:
 - 0 applicants chosen with 0 pref. points
 - 242 applicants chosen with 1 pref. point (20.2%)
 - 955 applicants chosen with 2 pref. points (79.6%)
 - 3 applicants chosen with 3 pref. points
- 1,448 applicants with 1 point were not selected
- Applications from 44 different states (incl. SC & USVI)
- 92.6% of successful applicants are SC residents

Current Year's Applicants (2013)

- All notifications have been mailed (back in July)
- There are no second drawings for unclaimed tags.
- You must continue to apply until drawn in order to maintain your preference points (subject to change)
- Once drawn, your points revert back to 0.
- There have been some isolated problems with a few people with two (or more) customer IDs, mostly created by past events or the customer themselves.
- Contact the SCDNR Alligator Project if you have concerns/problems regarding the application process.

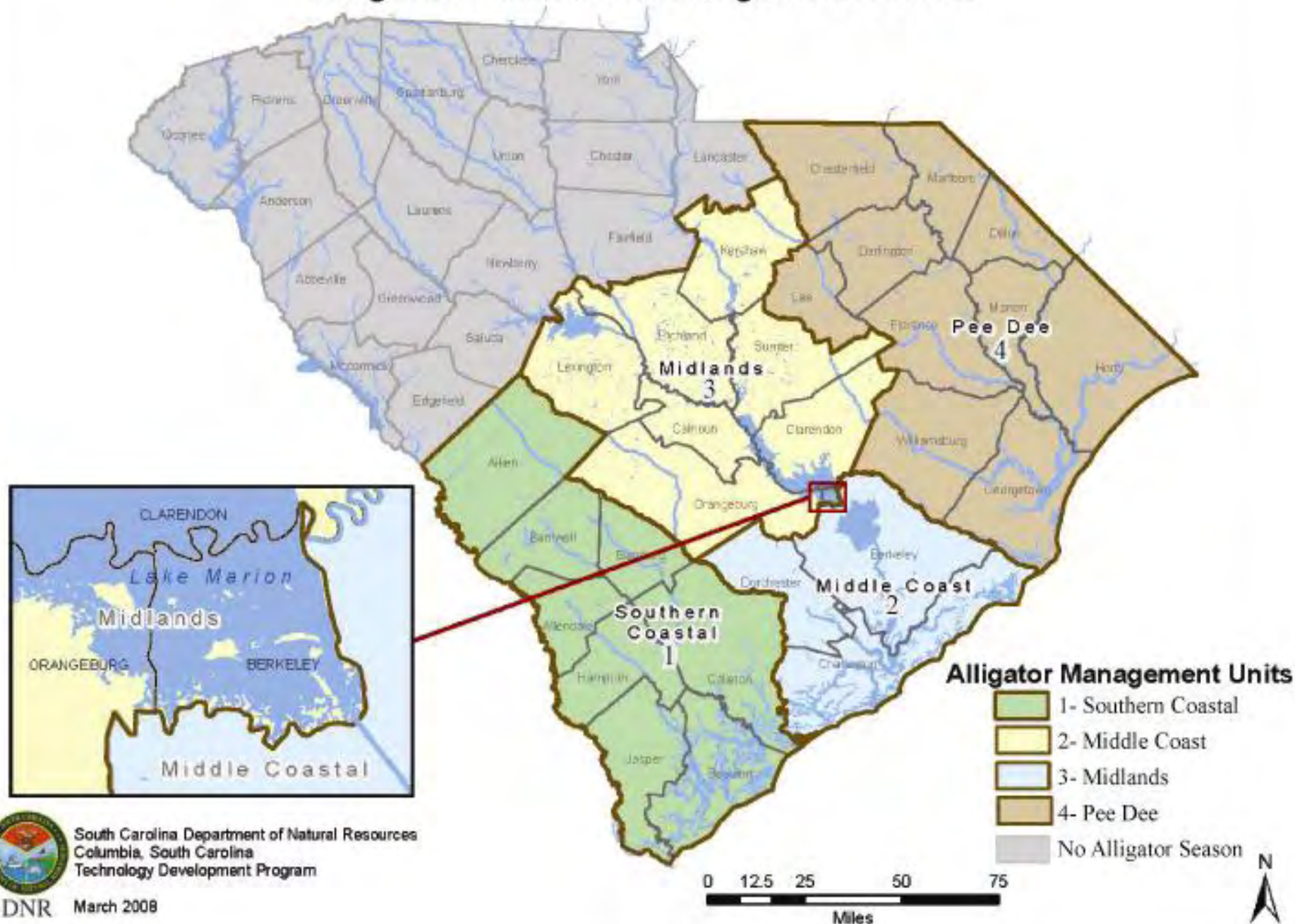
What about tags that are not purchased?

- There are no second drawings for unclaimed tags.
- The Department desiring to issue approximately 1,000 alligator tags, and based on historical tag purchasing rates, simply “overdraws” or selects an additional 200 applicants.
- This method reduces staff time and extra costs associated with additional drawings.
- Also allows unsuccessful applicants to be drawn sooner as all successful applicants preference points revert to 0 regardless if the tag is purchased or not.

Alligator Hunting Season

- Coastal Plain divided into 4 regions
- 300 permits/tags allocated per unit this year (1,200 total)
- Season: 2nd Saturday in Sept. – 2nd Saturday in Oct.
(9/14-10/12 for 2013)
- *Season starts 12 noon and ends at 12 noon.*
- Hunters launching boats need to remain in the vicinity of the landing or launch site until the start of the season if alligator hunting equipment is on board.
- Must be 16 at time of hunt to apply, no age requirement to help or participate with permitted hunter

Alligator Season Management Units



Santee Cooper Lakes

- Lake Marion to Hwy 45 Bridge on Diversion Canal is in *Midlands Unit*
- Below Hwy 45 Bridge on Diversion Canal and Lake Moultrie is in *Middle Coast Unit*

Lake
Marion



Alligator Hunting Season - Licensing

- All permittees (selected hunters) must have SC Hunting License
- A big game permit *is not required* for alligators
- For the most part, if you are in the boat, should should have a SC hunting license.
- You can hunt at any time of the day or night after start of the season (lights can be used)
- The permitted hunter must be present, and have *in their possession* an alligator hunting permit and an unused harvest tag issued to him or her.

Alligator Hunting Season – Licensing

All Nonresidents must:

- Meet all normal licensing requirements (SC Hunting lic.)
- Pay an additional \$200 Nonresident Alligator Hunting Fee before going afield
- This Nonresident Alligator Hunting Fee is payable at any normal licensing vendor, online at dnr.sc.gov or by calling 1-866-714-3611

Alligator Hunting Season - Participants

- Other people can be present with the permitted hunter and can guide, help or otherwise participate, but all must be licensed SC hunters (unless under 16)
- Again, if you are in the boat, should have a SC hunting license (unless under 16)
- All nonresident participants/helpers/assistants, etc. 16 years of age or older, must also pay the \$200 Nonresident Alligator Hunting Fee before going afield
- Companion boats assisting a permitted hunter must meet all licensing requirement (nonresidents included) and maintain *sight and voice contact* with the primary boat.

Alligator Hunting Season

- Alligators must be 4' or greater in length
- Cannot shoot unsecured alligators on public or private land
- A line or snare must first be attached and animal brought to shore or alongside of boat and *then a hand-held snare or rope must be attached* before the alligator is dispatched.

Alligator Hunting Season

No bait or set hooks are allowed!



Permits

- At *all times* while afield, a permit must be in possession, and the alligator(s) tagged with the appropriate tag provided from the Department.
- You must follow the conditions of the permit (see back of permit for conditions)

Alligator Hunting Season

- No shotguns or rifles in possession while hunting
- Requires immediate tagging and reporting within 5 days (must complete report form within 24 hrs)
- Can hunt on public waters & private lands (no WMAs or refuges, parks, etc.) On public waters: “if the general public can duck hunt there any day of the week, you can alligator hunt”
- Contact DNR Law Enforcement for inquiries about specific areas.

Alligator Hunting Season

- Be careful hunting in WMAs or Wildlife Refuge areas that extend into the water such as Hatchery WMA (Lake Moultrie) or Santee National Wildlife Refuge. (Lake Marion)



Alligator Hunting Season

- Where a river separates two alligator hunting units, you can hunt in the main channel, but cannot go onto the other side's tributaries, feeder creeks, etc. You should “stay on your side”.
- Alligators cannot be transported alive

WMA Alligator Hunting Season

- Two WMAs available
 - Bear Island WMA and Santee Coastal Reserve WMA
- 2 permits/tags* allocated per week per unit (16 total)

Bear Island WMA

(8 permits available for the entire season)

Week	Date	Permits
Week 1	9/16/13 – 9/21/13	2 permits available
Week 2	9/23/13 – 9/28/13	2 permits available
Week 3	9/30/13 – 10/5/13	2 permits available
Week 4	10/7/13 – 10/12/13	2 permits available

Santee Coastal Reserve WMA

(number of permits available to be determined)

Week	Date	Permits
Week 1	9/16/13 – 9/21/13	2 permits available
Week 2	9/23/13 – 9/28/13	2 permits available
Week 3	9/30/13 – 10/5/13	2 permits available
Week 4	10/7/13 – 10/12/13	2 permits available

*An additional tag is available for each permittee selected for one alligator 4-7' in length

WMA Alligator Hunting Season

- Maximum of 4 people per party (1 permittee + 3 assistants)
 - Can have a guide, but guide must have a commercial use permit for every party they guide on the WMA
 - Guide does not count towards the 4 person limit.
- Application Fee: \$15 nonrefundable
- Permit/Tag Fees: \$500 resident, \$800 nonresident
 - Everyone 16 or older must have WMA permits, SC License, and all nonresident permittees and assistants must pay \$200 nonresident alligator hunting fee.

WMA Alligator Hunting Season

Additional Tag for WMA Hunters

- An additional tag is available for all selected WMA hunters.
 - Alligator must be between 4-7' in total length.
 - Anyone in the party may use this tag provided the permittee is present.
 - Cost is \$75.
 - Additional tag is *only valid on the selected WMA and only for the week selected.*

WMA Alligator Hunting Season

- Boat restrictions
 - 25hp or less
 - No airboats, or mud motors
 - Interior canals may be only navigable water (due to waterfowl management practices)
- Option to hunt in surrounding Alligator Management Unit*
 - Bear Island – Southern Coastal
 - Santee Coastal Reserve – Middle Coast
- Must pay by Aug. 25 or alternate will be offered slot.

*Does not apply to the optional additional WMA tag

Airboats

- It is unlawful to operate an airboat from the freshwater/saltwater dividing line seaward. This line's location varies along the coast (see §50-5-80).
- It is also unlawful to operate an airboat on the waters of:
 - The Waccamaw, Great Pee Dee, Little Pee Dee, Black, and Sampit Rivers in Georgetown and Horry Counties from one hour before legal sunset to one hour after legal sunrise *and anytime* during the season for hunting waterfowl*.
 - The portion of Lake Marion and Santee Swamp west of the I-95 bridge upstream to the confluence of the Congaree and Wateree Rivers during the season for hunting waterfowl*.

* Please check early season waterfowl dates (early teal and Canada goose seasons) as they traditionally occur in the month of September.

Alligator Hunting Season

Capture techniques include:

- Harpoons
- Jab sticks (long harpoons not thrown)
- Archery equipment (including crossbows)
- Snatch hooks (weighted treble hooks)
- Gigs

No matter the device, a line must be attached to the head of the device and affixed to a floating or stationary object.



Capture Devices



Harpoons



Range ~25-30' (with practice)

Can “run and gun” easier with smaller harpoons, longer ones can be jab poles

Harpoon points separate from driver head after penetrating the hide.



Do not attempt to harpoon an alligator in the head.

Harpoon points penetrate and rotate under hide to hold restraining line & float



Jeff Leserra Enterprises

Bows or crossbows rigged with separating heads

Arrows and bolts are heavier than traditional hunting equipment = less effective range (~15-20 yds) than you may be used to.



Capture Devices - Attachment

Any capture device must either be attached to a fixed object or have a float attached to maintain the line above the water to allow retrieval of the alligator.




“Follow the float”

Commercially available crab pot floats and line buoys are suitable for this purpose and commonly used.

Fishing rods with snatch hooks (braided lines recommended)



10/0



5/0

2 ounce

Fishing Rods with Snatch Hooks

- A casting rod generally has the most range
- Cast over top and reel in until you feel the hook at the alligator. Don't worry about setting the hook under the hide, chances are you won't, just a quick sharp jerk
- Keep tension on the line
- Ideally get a harpoon or other line attached when possible.




Fishing Rods with Snatch Hooks

Know the body positioning of the alligator before casting



Alligators can be horizontal....or angled sharply downward

Snare and Snare Poles



tape designed to break away

Snare / Noose



Can be used as a capture technique
OR
as the boatside restraining line.

A person wearing a camouflage shirt and dark pants stands on a small boat, using a long, flexible pole to reach into a pond. The pole has a net or trap at the end, which is currently submerged in the water. The pond is surrounded by dense green trees and foliage. The water is calm, reflecting the surrounding greenery. The scene is set outdoors during the day.

**Do not depend on only
one method of capture**

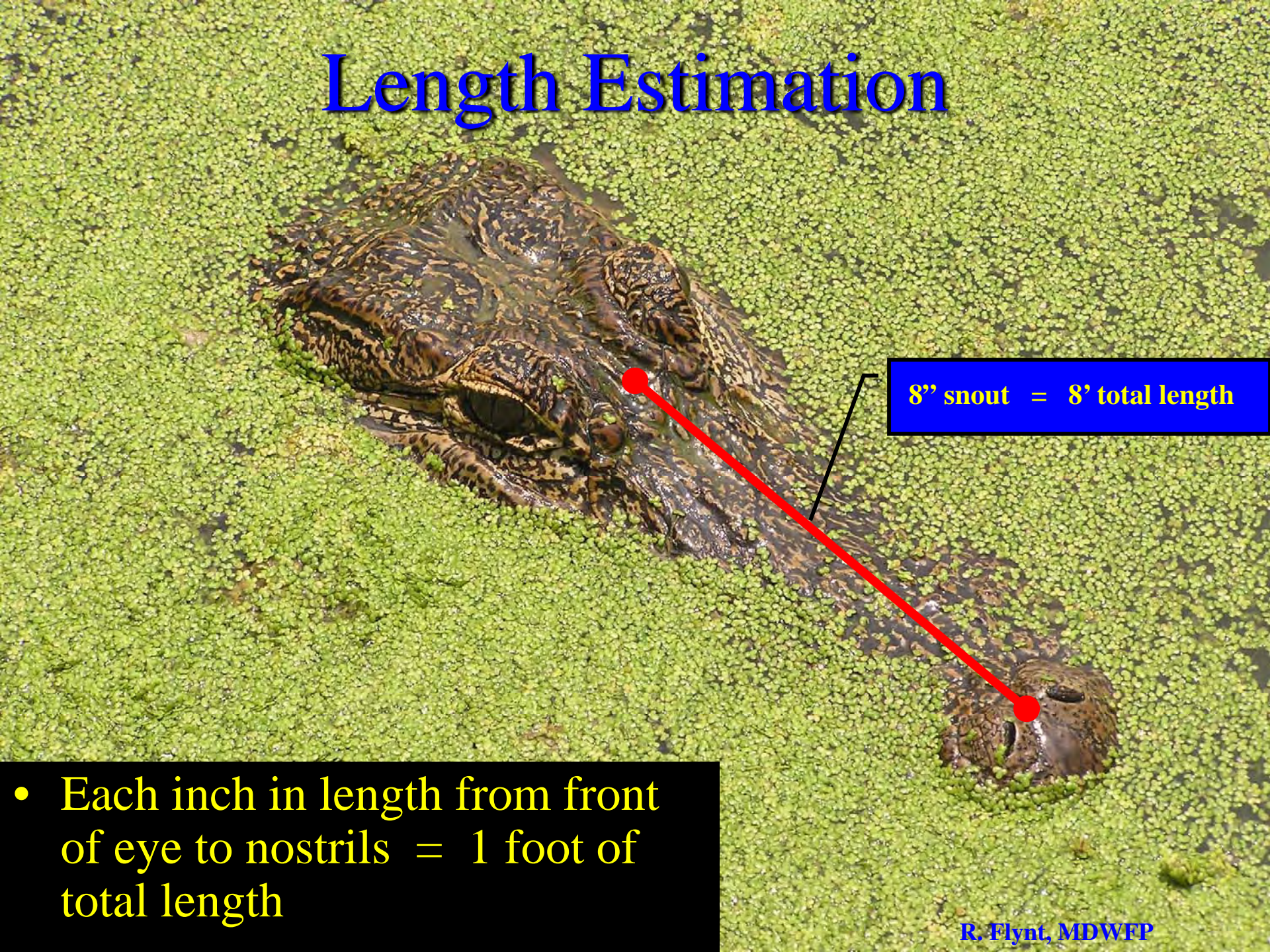
**Be flexible.....the situation may
dictate your capture device
(i.e. no snatch hooks in
weedy/woody areas). Equipment
failure could also ruin the hunt.**

Decisions... Decisions...

Decisions...

- Already know what your goal is before you “pull the trigger”
- Be ready
- Be quiet
- Keep lights between the gator and boat (don't shine the inside of the boat, you'll lose your night vision)
- Never harpoon or arrow a gator unless you are sure it is a size that meets your goal.

Length Estimation



8" snout = 8' total length

- Each inch in length from front of eye to nostrils = 1 foot of total length

Alligator Hunting Season

- Know how your equipment works before going afield.
- Practice with your chosen equipment at the appropriate elevation (est. boat height off water's surface).
- Every member of the crew should have an assigned task.
 - Boat driver
 - primary capture device
 - secondary device
 - spotlihter
 - boatside snare/rope
 - dispatch, etc.

Alligator Hunting Season

- Everyone should have a roll of electrical tape on hand to secure the alligator's mouth. Duct tape may not grip well when wet.
- Brightly colored electrical tape is easily seen and a good reminder that animal's mouth is taped (or still taped).
- Carry hand sanitizer and/or bleach & water solution. Disinfect any cut or scrape immediately after contact

Alligator Hunting Season

- Make sure you have *at least one* back up capture device and extra capture supplies (additional points, hooks, arrows, rod, etc.) in case of breakage, loss overboard, etc.
- At a minimum you should have a rod and snatch hook for backup in addition to the primary capture device.



Alligator Hunting Season

Minimum Equipment Needs

- Lifejacket for everyone on board
- Primary capture device
- Rod and reel with extra snatch hooks
- Spotlights and backup spotlight (headlights beneficial)
- Rope and/or snare to attach boat side
- Bang stick or handgun
- Knife (to sever spine, cut rope, etc.)
- Electrical tape for everyone on board
- Hunting licenses (and nonresident hunting fee as needed)
- At least one permit and unused harvest tag
- Float plan

Alligator Hunting Season

Float plan – *Let someone know your plans!*

- Where you are going specifically
- When you plan to return
- Who is with you
- Make & model of vehicle and watercraft and where launching boat (boat ramp name/location)
- DNR officers cannot reasonably hope to look for someone without knowing where to start!
- See floatplancentral.org for more information.

www.floatplancentral.org/download/USCGFloatPlan.pdf

Alligator Hunting Season -Safety

Insist that everyone on board wear a life jacket at all times!

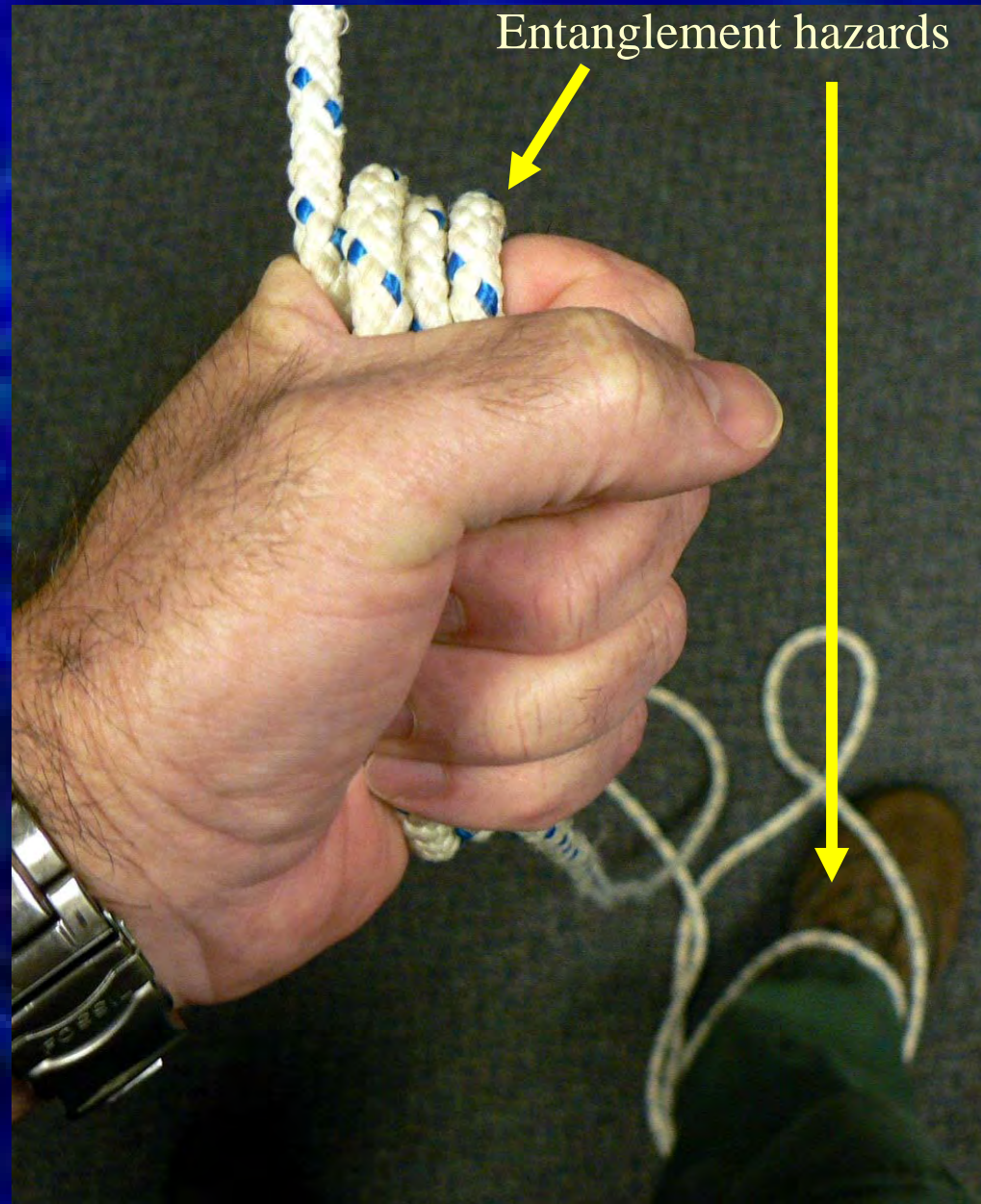
- Attention & commotion will be focused at one end/side of the boat = chaos
- Likely to be boating night (additional unseen hazards)
- Boat could get swamped by improper loading or handling of a large alligator.
- Watch alcohol consumption – which can lead unsafe actions



Safety

- Watch for lines at your feet. You don't want to get tangled in the lines attached to the alligator
- Be careful about wrapping hands with lines. Pull up excess line hand over hand and allow line to pile up in the water, a bucket, or toss well to your side and not at your feet.

Note: Most people prefer to stay in the boat when hunting alligators



Safety

- Do not try to rush an alligator, wear it down!
- When the alligator rolls near the boat allow any lines or ropes to go with it. If you hold a rope too tight, an alligator can potentially roll up the rope and into the boat.



Note: Most people prefer to have to live alligators stay out of their boat

Dispatching Techniques

- Bangsticks
- Handguns
- Cervical dislocation (sharp knife, hatchet, other sharp device to sever the spine).

Bangsticks



Bangsticks

Do not load the bangstick until ready to use and keep safety pin in place until you are *in position* to dispatch the alligator.


Slips or falls could injure or kill someone, or shoot a hole in a boat



Safety pin



Look for the bony ridge where the skull ends and the neck begins. Aim just behind the bony ridge.



Proper shot location is critical !

Discharge the bangstick *under the water's surface*
Same location for handgun – Do NOT shoot between
the eyes or top of the skull !

Bangsticks

- Discharge bangsticks under the water's surface to prevent flying debris and reduce noise



Securing the mouth

A gaff or rope can be used to get the eyes to the side of the boat making it easier to tape the mouth





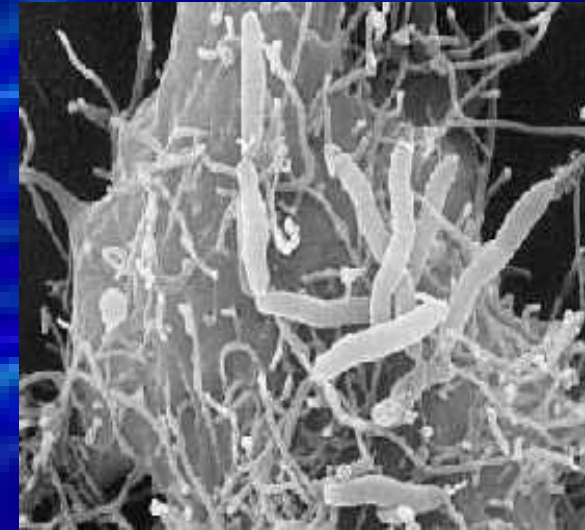
Always secure mouth:
Never assume the
alligator is dead!

Aeromonas hydrophila

- Most common of a few very dangerous organisms* associated with alligators, especially in and around the animal's mouth.

If injured by contact with an alligator:

- Apply disinfectant immediately
- If injury is from a bite, or otherwise associated with the alligator's mouth, seek medical attention.
- Advise physician of alligator-related injury
- Mention *Aeromonas hydrophila* to your doctor.



Northwest Fisheries Science Center, NOAA



*Others include *Enterobacter agglomerans*, *Citrobacter diversus*, *Proteus* spp., *Pseudomonas* spp., *Serratia* spp., and *Clostridium* spp

Securing Legs

A presumably “dead” alligator may magically climb out of the boat or get enough leverage to whip its tail around!

You or someone else could go overboard.





Notice bottom seam line running
Along the bottom side of the tail

Attaching the Tag: must be attached
within 6" of the tip of the tail

Tagging

Alligators tags are numbered and color-coded. Each successful applicant is assigned a specific tag number. ***Do not allow children - or overly curious adults - to play with the tag!*** Invariably they will lock it together rendering it useless. We do not have “extra” tags to replace lost or misused tags.

- Alligator Hunting (pink) – “SC Alligator 2013”
- CITES (2013 color is red) – “SC MIS”



Transportation

Smaller alligator usually don't pose too many transportation issues.....

However, very large alligators can weigh well over 700 lbs and will require heavy equipment, sufficient manpower, ramps, or backing a trailer or pickup into water....

Plan ahead!



Make arrangements to cool the carcass within 4 hours of harvest and even sooner in hotter temperatures

Cool the carcass

2007 8 5

R. Flynt, MDWEP

Processing

- Processing an alligator is significantly more involved than you may be used to with deer.
- Allocate several hours for processing or take animal to one of the several alligator processors in the state.
- Cool/ice the meat as you remove it. All meat is edible.
- Do not “field dress” or gut an alligator.



R. Flynt, MDWFP

Processing

- Skins must be thoroughly fleshed & salted if to be kept
- Alligator hides can be made into a variety of leather products



2007 8 5

R. Flynt, MDWFP

Harvest Reports

- A harvest report must be completed within 24 hours of harvesting an alligator & submitted within 5 days.
- ALL* permitted alligator hunters must file a harvest report by December 1 in order to be eligible for the next year's hunt.

South Carolina Public Alligator Harvest Report

Report Deadline is December 1st. All Public Alligator Hunting Participants must complete and submit this form regardless of whether or not an alligator was taken. All applications must be postmarked by December 1st. Failure to submit report will make the hunter ineligible to apply for or participate in the following season's hunt.

NOTE: This form must be completed within 24 hours of harvesting an alligator and submitted to the address at the bottom of this form within 5 days. This form may be faxed to 803-734-3691.


South Carolina Department of
Natural Resources
PO Box 167
Columbia, SC
29202
Phone: 803-734-3600
Fax: 803-734-3691
www.dnr.sc.gov

Permitted Hunter's Information:

First Name _____ Last Name _____
Address _____
City _____ State _____ Zip _____
Phone _____ Email _____

Harvest Tag #: You MUST Provide Tag number whether or not an alligator was taken or whether or not you hunted.

Harvest Information: ☐ Did Not Hunt (If checked, sign and return form) ☐ Hunted, Did Not Harvest an Alligator (Do not check if you did not hunt)

Date of Harvest: _____ Time: _____ ☐ AM ☐ PM County of Harvest: _____

Exact Location of Harvest: _____
(Be as specific as possible. List location name, body of water, boat landing name, & GPS coordinates if available).

☐ Southern Coastal Hunt Unit ☐ Middle Coastal ☐ Midlands ☐ Pee Dee

Carcass Length (in Feet & Inches): _____ Feet and _____ Inches Weight (if Measured): _____ Pounds
Do not list an estimated weight, only weight measured on scale.

Sex (Check one): ☐ Male ☐ Female ☐ Unknown (Do not guess the sex of the animal. A Wildlife check the snout-vent length. The sex of an alligator is determined by probing the vent with a finger for the presence or absence of a male sex organ.)

Total Meat Yield: _____ Pounds ☐ Hide Sold ☐ Hide Kept ☐ Hide Discarded ☐ Hide Given Away

Method of Take: (If more than one device is used, list the device used to attach first line)
☐ Hook & Line ☐ Bow ☐ Crossbow ☐ Snare ☐ Harpoon ☐ Gig
☐ Other (describe): _____

of Hunting Trips: _____ Quantity per day hunt and empty Did you hire a guide ☐ Hired a guide
on any of your trips? ☐ Did not hire a guide

Permittee's Signature
Identify the information provided to be true and correct.

INSTRUCTIONS: All hunters (whether you hunted or not) are required to complete and submit this form by December 1 to: **SCDNR Alligator Project**
PO Box 167
Columbia, SC 29202

Successful hunters must complete this form within 24 hours of taking an alligator, and submit the form to the address at left (or fax) within 5 days of harvest.

Forms may be faxed to 803-734-3691

Public Alligator Harvest Form 01-00-000

*Includes those that did not kill an alligator and those that did not hunt

South Carolina Public Alligator Harvest Report

Report Deadline is December 1st. All Public Alligator Hunting Participants must complete and submit this form regardless of whether or not an alligator was taken. All applications must be postmarked by December 1st. Failure to submit report will make the hunter ineligible to apply for or participate in the following season's hunt.

NOTE: This form must be completed within 24 hours of harvesting an alligator and submitted to the address in the bottom of this form within 5 days. This form may be faxed to 803-734-3691.



South Carolina Department of
Natural Resources

P.O. Box 167
Columbia, SC
29202

Phone: 803-734-3600
Fax: 803-734-3601
www.dnr.sc.gov

Print Form

Click to print this form

Submit by Email

Submit data via email

Permitted Hunter's Information:

First Name: JOHN Last Name: SMITH
Address: 1234 MAIN STREET
City: COLUMBIA State: SC Zip: 29202
Phone: 803-555-6666 Email: JOHN.SMITH@YAHOO.COM

Harvest Tag: 00000152 You MUST Provide Tag number whether or not an alligator was taken or whether or not you hunted.

Harvest Information:

☐ Did Not Hunt
(If checked, sign and return form.)
☐ Hunted, Did Not Harvest an Alligator
(Do not check if you did not hunt.)

Date of Harvest: Time: AM PM County of Harvest:

Exact Location of Harvest:
(Be as specific as possible. List location name, body of water, boat landing name, & GPS coordinates if available.)

☐ Southern Coastal
Hunt ☐ Middle Coastal
Unit ☐ Midlands
☐ Pee Dee

Carcass Length (in Feet & Inches): Feet and Inches Weight (if Measured): Pounds
Do not list an estimated weight, only weigh the carcass on a scale.

Sex (Check one): ☐ Male ☐ Female ☐ Unknown
Do not guess the sex of the animal. If unsure, check the unknown box. The sex of an alligator is determined by probing the vent with a finger for the presence or absence of a male sex organ.

Total Meat Yield: Pounds ☐ Hide Sold ☐ Hide Kept ☐ Hide Discarded ☐ Hide Given Away

Method of Take: (If more than one device is used, list the device used to attach first line)

☐ Hook & Line ☐ Bow ☐ Crossbow ☐ Snare ☐ Harpoon ☐ Glig
☐ Other (describe):

of Hunting Trips: (only count part of a day/hunt as a trip) Did you hire a guide? ☐ Hired a guide
on any of your trips? ☐ Did not hire a guide

Date:

Permitter's Signature

I certify that the information provided is true and correct.

INSTRUCTIONS: All hunters (whether you hunted or not) are required to complete and submit this form by December 1st to:

SCDNR Alligator Project
P.O. Box 167
Columbia, SC 29202

Successful hunters must complete this form within 24 hours of taking an alligator and submit the form to the address at left (or fax) within 5 days of harvest.

Forms may be faxed to 803-734-3691

Public Alligator Harvest Form (Rev. 06-00-00)

Fill out top
portion and
remember
to include
tag #

South Carolina Public Alligator Harvest Report

Report Deadline is December 1st. All Public Alligator Hunting Participants must complete and submit this form regardless of whether or not an alligator was taken. All applications must be postmarked by December 1st. Failure to submit report will make the hunter ineligible to apply for or participate in the following season's hunt.

NOTE: This form must be completed within 24 hours of harvesting an alligator and submitted to the address at the bottom of this form within 5 days. This form may be faxed to 803-734-3691.



South Carolina Department of
Natural Resources

PO Box 167
Columbia, SC
29202

Phone: 803-734-3606

Fax: 803-734-3691

www.dnr.sc.gov

Permitted Hunter's Information:

First Name: JOHN Last Name: SMITH

Address: 1234 MAIN STREET

City: COLUMBIA State: SC Zip: 29202

Phone: 803-555-6666 Email: JOHN.SMITH@YAHOO.COM

[Print Form](#)

[Click to print this form](#)

[Submit by Email](#)

Submit data via email

Harvest Tag #: 00000152

You MUST provide tag number whether or not an alligator was taken or whether or not you hunted.

Harvest Information:

☐ Did Not Hunt

(If checked, skip the rest of the form.)

☒ Hunted, Did Not Harvest an Alligator

(Do not check if you did not hunt.)

Date of Harvest:

Time:

☐ AM
☐ PM

County of Harvest:

Exact Location of Harvest:

(Be as specific as possible. List location name, body of water, boat landing name, & GPS coordinates if available.)

☐ Southern Coastal
Hunt ☐ Middle Coastal
Unit ☐ Midlands
☐ Pee Dee

Carcass Length (in Feet & Inches): Feet and Inches Weight (if Measured): Pounds

Do not list an estimated weight, only weights measured on scales.

Sex (Check one): ☐ Male ☐ Female ☐ Unknown

Do not guess the sex of the animal. If unknown, check the unknown box. The sex of an alligator is determined by probing the vent with a finger for the presence or absence of a male sex organ.

Total Meat Yield: Pounds ☐ Hide Sold ☐ Hide Kept ☐ Hide Discarded ☐ Hide Given Away

Method of Take: (If more than one device is used, list the device used to attach first line)

☐ Hook & Line ☐ Bow ☐ Crossbow ☐ Snare ☐ Harpoon ☐ Gig

☐ Other (describe):

of Hunting Trips: (Specify any part of a day hunted as trip)

Did you hire a guide? ☐ Hired a guide
on any of your trips? ☐ Did not hire a guide

Date:

Permitter's Signature

I hereby certify the information provided is true and correct.

INSTRUCTIONS: All hunters (whether you hunted or not) are required to complete and submit this form by December 1 to:

SCDNR Alligator Project
PO Box 167
Columbia, SC 29202

Successful hunters must complete this form within 24 hours of taking an alligator, and submit the form to the address at left (or fax) within 5 days of harvest.

Forms may be faxed to 803-734-3691

Public Access Form (see cover sheet)

If you
hunted but
were not
successful
check this
box

South Carolina Public Alligator Harvest Report

Report Deadline is December 1st. All Public Alligator Hunting Participants must complete and submit this form regardless of whether or not an alligator was taken. All applications must be postmarked by December 1st. Failure to submit report will make the hunter ineligible to apply for or participate in the following season's hunt.

NOTE: This form must be completed within 24 hours of harvesting an alligator and submitted to the address at the bottom of this form within 5 days. This form may be faxed to 803-734-3691



South Carolina Department of
Natural Resources

PO Box 167
Columbia, SC
29202

Phone: 803-734-3689

Fax: 803-734-3691

www.dnr.sc.gov

Permitted Hunter's Information:

First Name JOHN Last Name SMITH

Address 1234 MAIN STREET

City COLUMBIA State SC Zip 29202

Phone 803-555-6666 Email JOHN.SMITH@YAHOO.COM

Harvest Tag # 00000152

You MUST Provide Tag number whether or not an alligator was taken or whether or not you hunted.

[Print Form](#)

[Click to print this form](#)

[Submit by Email](#)

Submit data via email

Harvest Information:

☒ Did Not Hunt
(If checked, sign and insert form)

☐ Hunted, Did Not Harvest an Alligator
(Do not check if you did not hunt)

Date of Harvest: _____

Time: _____

☐ AM
☐ PM

County of Harvest: _____

Exact Location of Harvest:

(Be as specific as possible. List location name, body of water, boat landing name, & GPS coordinates if available).

☐ Southern Coastal
☐ Middle Coastal
Hunt Unit ☐ Midlands
☐ Pee Dee

Carcass Length (in Feet & Inches): _____ Feet and _____ Inches Weight (if Measured): _____ Pounds

Do not list an estimated weight; only weigh the measurement on scales

Sex (Check one): ☐ Male ☐ Female ☐ Unknown

(Do not guess the sex of the animal. If unknown, check the unknown box. The sex of an alligator is determined by probing the vent with a finger for the presence or absence of a male ovipositor.)

Total Meat Yield: _____ Pounds ☐ Hide Sold ☐ Hide Kept ☐ Hide Discarded ☐ Hide Given Away

Method of Take: (If more than one device is used, list the device used to attach first line)

☐ Hook & Line ☐ Bow ☐ Crossbow ☐ Snare ☐ Harpoon ☐ Gig

☐ Other (describe): _____

of Hunting Trips: _____ (Ordinary part of a day hunt is a trip)

Did you hire a guide? ☐ Hired a guide

on any of your trips? ☐ Did not hire a guide

Date: _____

Permittee's Signature

I certify that the information provided is true and correct.

INSTRUCTIONS: All hunters (whether you hunted or not) are required to complete and submit this form by December 1 to:

SCDNR Alligator Project
PO Box 167
Columbia, SC 29202

Successful hunters must complete this form within 24 hours of taking an alligator, and submit the form to the address at left (or fax) within 5 days of harvest.

Forms may be faxed to 803-734-3691

Public Alligator Harvest Form (03-0001-R-01)

If you did
not hunt
check here

Fill out harvest info and be as specific as you can about the location where alligator was taken →

South Carolina Public Alligator Harvest Report

Report Deadline is December 1st. All Public Alligator Hunting Participants must complete and submit this form regardless of whether or not an alligator was taken. All applications must be postmarked by December 1st. Failure to submit report will make the hunter ineligible to apply for or participate in the following season's hunt.

NOTE: This form must be completed within 24 hours of harvesting an alligator and submitted to the address at the bottom of this form within 5 days. This form may be faxed to 803-734-3691.



**South Carolina Department of
Natural Resources**
PO Box 167
Columbia, SC
29202
Phone: 803-734-3609
Fax: 803-734-3691
www.dnr.sc.gov
Print Form
Click to print this form

Permitted Hunter's Information:

First Name: JOHN Last Name: SMITH
Address: 1234 MAIN STREET
City: COLUMBIA State: SC Zip: 29202
Phone: 803-555-6566 Email: JOHN.SMITH@YAHOO.COM
Harvest Tag #: 00000152 You MUST Provide Tag number whether or not an alligator was taken. (If no tag, leave blank.)

Harvest Information:

☒ Did Not Hunt (I checked, signed and return form) ☐ Hunted, Did Not Harvest an Alligator (Do not check if you did not hunt) **Submit by Email**
Submit data via email

Date of Harvest: Sep 15, 2012 Time: 11:25 ☐ AM ☒ PM County of Harvest: Calhoun

Exact Location of Harvest: Lake Marion at the south side of the RR trestle at Lone Star Hunt Unit: ☐ Southern Coastal ☐ Middle Coastal ☒ Midlands ☐ Pee Dee

Carcass Length (in Feet & Inches): 10 Feet and 6 Inches Weight (if Measured): 255 Pounds
Do not list an estimated weight if a weight measured on scale

Sex (Check one): ☒ Male ☐ Female ☐ Unknown (Do not guess the sex of the animal. It does not check the Unknown box. The sex of an alligator is determined by probing the vent with a finger for the presence or absence of male sex organs.)

Total Meat Yield: 78 Pounds ☐ Hide sold ☒ Hide kept ☐ Hide discarded ☐ Hide Given Away

Method of Take: *(If more than one device is used, list the device used to attach the line)*
☐ Hook & Line ☐ Bow ☐ Crossbow ☐ Snare ☐ Harpoon ☐ Gig
☐ Other (describe): _____

of Hunting Trips: _____ Only one party per day/hunted area trip Did you hire a guide? ☐ Hired a guide
on any of your trips? ☐ Did not hire a guide

Permitted Hunter's Signature
I certify that the information provided is true and correct.

Date: _____

INSTRUCTIONS: All hunters (whether you hunted or not) are required to complete and submit this form by December 1 to:

SCDNR Alligator Project
PO Box 167
Columbia, SC 29202

Successful hunters must complete this form within 24 hours of taking an alligator, and submit the form to the address at left (or fax) within 5 days of harvest.

Forms may be faxed to 803-734-3691

Print Alligator Harvest Form (44 pages)


Sex can be determined by probing the vent for the presence of absence of male genitalia. If unsure, select "unknown"

For method of take, list the *first method* used to get control of the alligator →

South Carolina Public Alligator Harvest Report

Report Deadline is December 1st. All Public Alligator Hunting Participants must complete and submit this form regardless of whether or not an alligator was taken. All applications must be postmarked by December 1st. Failure to submit report will make the hunter ineligible to apply for or participate in the following season's hunt.

NOTE: This form must be completed within 24 hours of harvesting an alligator and submitted to the address at the bottom of this form within 5 days. This form may be faxed to 803-734-3691.


**South Carolina Department of
Natural Resources**
PO Box 167
Columbia, SC
29202
Phone: 803-734-3606
Fax: 803-734-3691
www.dnr.sc.gov

Permitted Hunter's Information:

First Name: JOHN Last Name: SMITH
Address: 1234 MAIN STREET
City: COLUMBIA State: SC Zip: 29202
Phone: 803-555-6666 Email: JOHN.SMITH@YAHOO.COM

Harvest Tag #: 00000152 You MUST Provide Tag number whether or not an alligator was taken or whether or not you hunted.

Harvest Information: ☒ Did Not Hunt (If checked, sign and return form.) ☐ Hunted, Did Not Harvest an Alligator (Do not check if you did not hunt.)

Date of Harvest: Sep 15, 2012 Time: 11:25 ☐ AM ☒ PM County of Harvest: Calhoun

Exact Location of Harvest: (Be as specific as possible. List location name, body of water, boat landing name, & GPS coordinates if available.) Lake Marion at the south side of the RR trestle at Line Star

Carcass Length (in Feet & Inches): 10 Feet and 0 Inches Weight (if Measured): 25.5 Pounds
Do not list an estimated weight, only weight measurement on scales.

Sex (Check one): ☒ Male ☐ Female ☐ Unknown (Do not guess the sex of the animal. If unknown, check the Unknown box. The sex of an alligator is determined by probing the vent with a finger for the presence or absence of a male sac organ.)

Total Meat Yield: 78 Pounds ☐ Hide Sold ☒ Hide Kept ☐ Hide Discarded ☐ Hide Given Away

Method of Take: *Use more than one device is used, list the device used to attach first line*
☒ Hook & Line ☐ Bow ☐ Crossbow ☐ Snare ☐ Harpoon ☐ Gig
☐ Other (describe): _____

of Hunting Trips: 5 Count any sort of a day hunt as a trip. Did you hire a guide? ☐ Hired a guide
on any of your trips? ☒ Did not hire a guide

Date: _____

Permitter's Signature: _____
I certify the information provided is true and correct.

INSTRUCTIONS: All hunters (whether you hunted or not) are required to complete and submit this form by December 1st to: **SCDNR Alligator Project**
PO Box 167
Columbia, SC 29202

Successful hunters must complete this form within 24 hours of taking an alligator, and submit the form to the address at left (or fax) within 5 days of harvest.

Forms may be faxed to 803-734-3691


Public Alligator Harvest Form (rev. 02-01-02)

Number of hunting trips. Just list the number of times you went hunting regardless if it was a full day or ran over to the next morning

South Carolina Public Alligator Harvest Report

Report Deadline is December 1st. All Public Alligator Hunting Participants must complete and submit this form regardless of whether or not an alligator was taken. All applications must be postmarked by December 1st. Failure to submit report will make the hunter ineligible to apply for or participate in the following season's hunt.

NOTE: This form must be completed within 24 hours of harvesting an alligator and submitted to the address at the bottom of this form within 5 days. This form may be faxed to 803-734-3691.


South Carolina Department of Natural Resources
PO Box 167
Columbia, SC 29202
Phone: 803-734-3606
Fax: 803-734-3691
www.dnr.sc.gov

Permitted Hunter's Information:

First Name: JOHN Last Name: SMITH
Address: 1234 MAIN STREET
City: COLUMBIA State: SC Zip: 29202
Phone: 803-555-6666 Email: JOHN.SMITH@YAHOO.COM

Harvest Tag #: 00000152 You MUST Provide Tag number whether or not an alligator was taken or whether or not you hunted.

Harvest Information: ☒ Did Not Hunt (If checked, sign and return form.) ☐ Hunted, Did Not Harvest an Alligator (Do not check if you did not hunt.)

Date of Harvest: Sep 15, 2012 Time: 11:35 ☐ AM ☒ PM County of Harvest: Calhoun

Exact Location of Harvest: (Be as specific as possible. List location name, body of water, boat landing name, & GPS coordinates if available.) Lake Marion at the south side of the RR trestle at Line Star

Carcass Length (in Feet & Inches): 10 Feet and 0 Inches Weight (if Measured): 25.5 Pounds
Do not list an estimated weight, only weight measurement on scales.

Sex (Check one): ☒ Male ☐ Female ☐ Unknown (Do not guess the sex of the animal. If unknown, check the Unknown box. The sex of alligators is determined by probing the vent with a finger for the presence or absence of a male secondary organ.)

Total Meat Yield: 78 Pounds ☐ Hide Sold ☒ Hide Kept ☐ Hide Discarded ☐ Hide Given Away

Method of Take: *(If more than one device is used, list the device used to attach first line)*
☒ Hook & Line ☐ Bow ☐ Crossbow ☐ Snare ☐ Harpoon ☐ Gig
☐ Other (describe): _____

of Hunting Trips: 5 (Count any time of a day hunting as a trip) Did you hire a guide? ☐ Hired a guide on any of your trips? ☒ Did not hire a guide

Permitter's Signature
I certify the information provided is true and correct.

Date: _____

INSTRUCTIONS: All hunters (whether you hunted or not) are required to complete and submit this form by December 1st to:
SCDNR Alligator Project
PO Box 167
Columbia, SC 29202

Successful hunters must complete this form within 24 hours of taking an alligator, and submit the form to the address at left (or fax) within 5 days of harvest.

Forms may be faxed to 803-734-3691

Public Alligator Harvest Form (rev. 02-01-02)

Check whether you hired a guide

South Carolina Public Alligator Harvest Report

Report Deadline is December 1st. All Public Alligator Hunting Participants must complete and submit this form regardless of whether or not an alligator was taken. All applications must be postmarked by December 1st. Failure to submit report will make the hunter ineligible to apply for or participate in the following season's hunt.

NOTE: This form must be completed within 24 hours of harvesting an alligator and submitted to the address at the bottom of this form within 5 days. This form may be faxed to 803-734-3691.



South Carolina Department of
Natural Resources

PO Box 167
Columbia, SC
29202

Phone: 803-734-3606

Fax: 803-734-3691

www.scdnr.gov

[Print Form](#)

[Click to print this form](#)

[Submit by Email](#)

[Submit data via email](#)

Permitted Hunter's Information:

First Name: JOHN Last Name: SMITH

Address: 1234 MAIN STREET

City: COLUMBIA State: SC Zip: 29202

Phone: 803-555-6666 Email: JOHN.SMITH@YAHOO.COM

Harvest Tag #: 00000152

You MUST Provide Tag number whether or not an alligator was taken or whether or not you hunted.

Harvest Information:

☒ Did Not Hunt

(If checked, sign and return form.)

☐ Hunted, Did Not Harvest an Alligator

(Do not check if you did not hunt.)

Date of Harvest: Sep 15, 2012 Time: 11:25 ☐ AM ☒ PM County of Harvest: Calhoun

Exact Location of Harvest:

(Be as specific as possible. List location name, body of water, boat landing name, & GPS coordinates if available.)

Lake Marion at the south side of the RR trestle at Line Star

Hunt

Unit

☐ Southern Coastal

☐ Middle Coastal

☒ Midlands

☐ Pee Dee

Carcass Length (in Feet & Inches): 10 Feet and 0 Inches Weight (if Measured): 25.5 Pounds

Do not list an estimated weight, only weight measurement on scales.

Sex (Check one): ☒ Male ☐ Female ☐ Unknown

(Do not guess the sex of the animal. If unknown, check the Unknown box. The sex of an alligator is determined by probing the vent with a finger for the presence or absence of a male sac organ.)

Total Meat Yield: 78 Pounds ☐ Hide Sold ☒ Hide Kept ☐ Hide Discarded ☐ Hide Given Away

Method of Take: (If more than one device is used, list the device used to attach first line)

☒ Hook & Line ☐ Bow ☐ Crossbow ☐ Snare ☐ Harpoon ☐ Gig

☐ Other (describe): _____

of Hunting Trips: 5 (Count any time of a day to end of trip)

Did you hire a guide? ☐ Hired a guide

on any of your trips? ☒ Did not hire a guide

Sign and
date

John Smith

Date: Sep 16, 2012

I certify the information provided is true and correct.

INSTRUCTIONS: All hunters (whether you hunted or not) are required to complete and submit this form by December 1st to:

SCDNR Alligator Project
PO Box 167
Columbia, SC 29202

Successful hunters must complete this form within 24 hours of taking an alligator, and submit the form to the address at left (or fax) within 5 days of harvest.

Forms may be faxed to 803-734-3691

Public Alligator Harvest Form (rev. 02-01-02)


Successful hunters must submit form within 5 days of harvest.

Unsuccessful hunter must send form postmarked by December 1st

South Carolina Public Alligator Harvest Report

Report Deadline is December 1st. All Public Alligator Hunting Participants must complete and submit this form regardless of whether or not an alligator was taken. All applications must be postmarked by December 1st. Failure to submit report will make the hunter ineligible to apply for or participate in the following season's hunt.

NOTE: This form must be completed within 24 hours of harvesting an alligator and submitted to the address at the bottom of this form within 5 days. This form may be faxed to 803-734-3691.


South Carolina Department of Natural Resources
PO Box 167
Columbia, SC 29202
Phone: 803-734-3606
Fax: 803-734-3691
www.dnr.sc.gov

Permitted Hunter's Information:

First Name: JOHN Last Name: SMITH
Address: 1234 MAIN STREET
City: COLUMBIA State: SC Zip: 29202
Phone: 803-555-6666 Email: JOHN.SMITH@YAHOO.COM
Harvest Tag #: 00000152 You MUST Provide Tag number whether or not an alligator was taken or whether or not you hunted.

Print Form
Click to print this form

Harvest Information: ☒ Did Not Hunt ☐ Hunted, Did Not Harvest an Alligator
(If checked, sign and return form.) (Do not check if you did not hunt.)

Date of Harvest: Sep 15, 2012 Time: 11:35 ☐ AM ☒ PM County of Harvest: Calhoun
Exact Location of Harvest: Lake Marion at the south side of the RR trestle at Line Sta
(Be as specific as possible. List location name, body of water, boat landing name, & GPS coordinates if available.)

Carcass Length (in Feet & Inches): 10 Feet and 0 Inches Weight (if Measured): 255 Pounds
Do not list an estimated weight, only weight measured on scales.

Sex (Check one): ☒ Male ☐ Female ☐ Unknown (Do not guess the sex of the animal. If unknown, check the Unknown box. The sex of an alligator is determined by probing the vent with a finger for the presence or absence of a male sex organ.)

Total Meat Yield: 78 Pounds ☐ Hide Sold ☒ Hide Kept ☐ Hide Discarded ☐ Hide Given Away

Method of Take: *(If more than one device is used, list the device used to attach first line)*
☒ Hook & Line ☐ Bow ☐ Crossbow ☐ Snare ☐ Harpoon ☐ Gig
☐ Other (describe): _____

of Hunting Trips: 5 (Count any time of a day/night on a trip) Did you hire a guide? ☐ Hired a guide on any of your trips? ☒ Did not hire a guide

John Smith Date: Sep 16, 2012
Permitter's Signature
I certify that the information provided is true and correct.

INSTRUCTIONS: All hunters (whether or not they hunted or not) are required to complete and submit this form by December 1st. Successful hunters must complete this form within 24 hours of taking an alligator, and unsuccessful hunters must complete this form within 5 days of harvest.

Submit data via email **Submit by Email**

by December 1st to: **SCDNR Alligator Project**
PO Box 167
Columbia, SC 29202

Forms may be faxed to 803-734-3691

This Alligator Harvest Form may also be used for:

Working on an online submission form. You might be able to email report or file online

Harvest form may be faxed instead of mailed

Sales or Transfer of Alligator Products

- Alligator meat from animals taken during the Public Alligator Hunt may not be sold.
- Alligator meat may be given to others provided labeling provisions are met.
- Alligator hides or parts may be sold
- Keep personal records to whom parts were sold, bartered or transferred.

Labeling & Identification



- Parts other than hides, which require a physical tag, must also be clearly labeled “SC Alligator” along with the harvest tag number.
- All packages of alligator meat must be clearly labeled “SC Alligator” “not for sale” along with the harvest tag number, harvester’s name and pounds of meat contained in the package.
- In some cases a CITES tag will be attached to the hide instead of a harvest tag (when required for processing or sale).

Handmade label

CITES Tagging

- CITES – The Convention on International Trade in Endangered Species tags are used to ensure legally taken American alligator hides will not be confused with endangered Crocodillian species when entered into international trade (alligators are simply a “look-alike” species whose hide could be confused with other similar species such as the endangered American Crocodile)
- CITES tags are issued by the US Fish and Wildlife Service to the states to distribute to demonstrate legal acquisition of a CITES listed species.

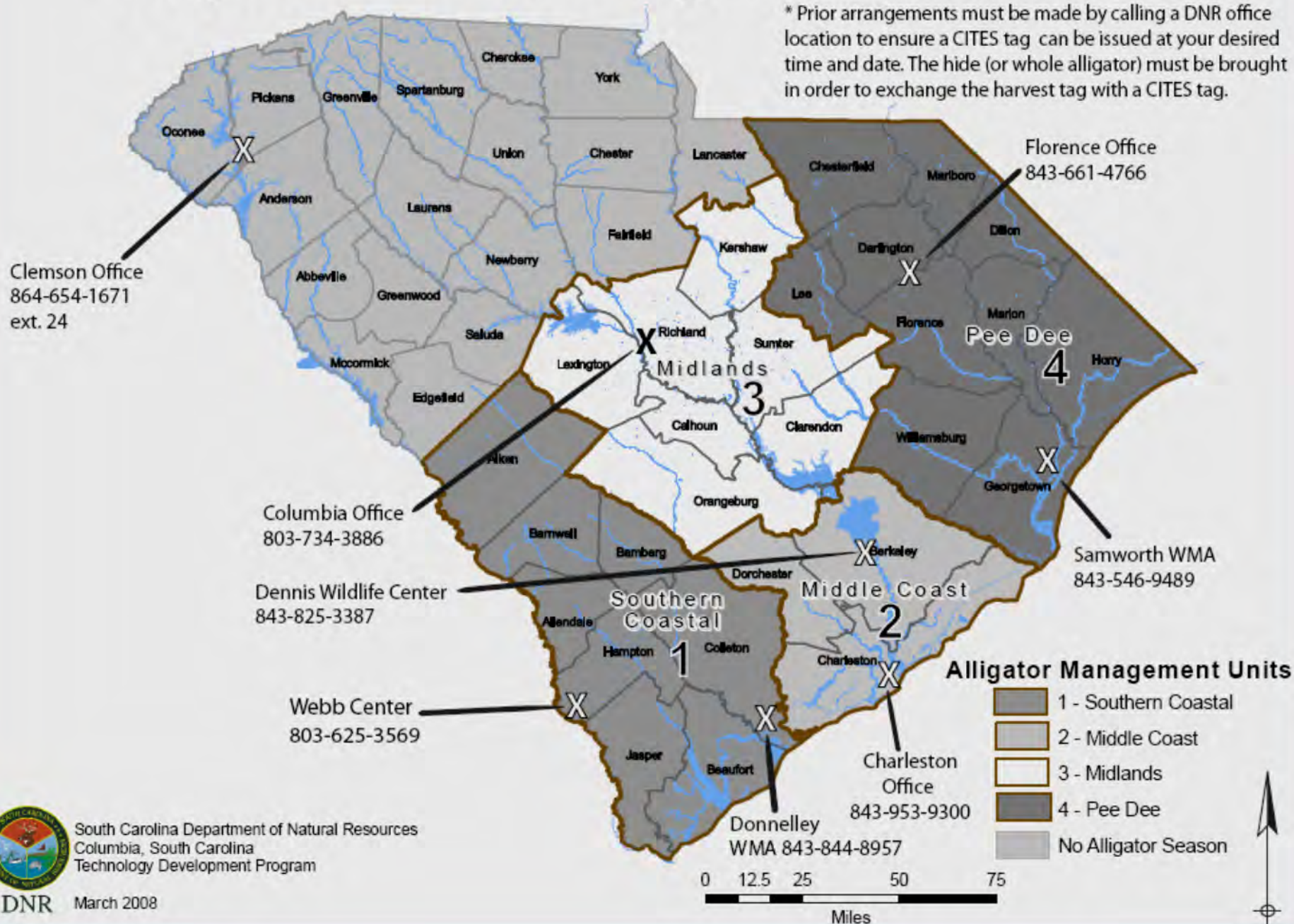
CITES Tagging

- CITES tags will only be issued when requested for those alligators destined for sale, export, or if needed for hide processing*.
- The CITES tag will replace the SC harvest tag
 - Must make prior arrangements at designated DNR offices

*Amtan in Griffin, GA requires a CITES tag to contract tan an alligator hide

Alligator Season CITES Tag Locations*

* Prior arrangements must be made by calling a DNR office location to ensure a CITES tag can be issued at your desired time and date. The hide (or whole alligator) must be brought in order to exchange the harvest tag with a CITES tag.



Questions?

SCDNR

Alligator Project

PO Box 167

Columbia, SC 29202

803-734-3609



Jay Butfiloski
Furbearer & Alligator
Program Coordinator
butfiloskij@dnr.sc.gov

Derrell Shipes
Chief of Statewide Projects
Research & Survey
shipesd@dnr.sc.gov